

Shower Energy Resolution

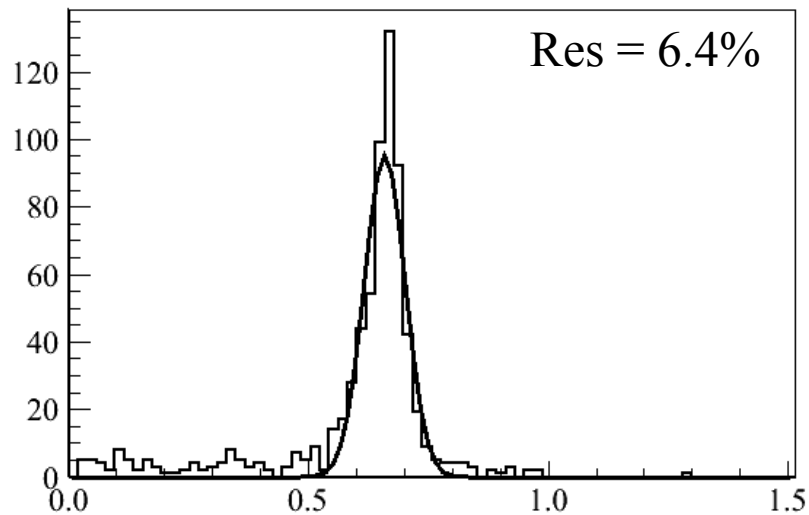
-backup of the NuFACT poster

Jianming Bian

7-17-2012

True Shower Energy Resolution (before NueSel)

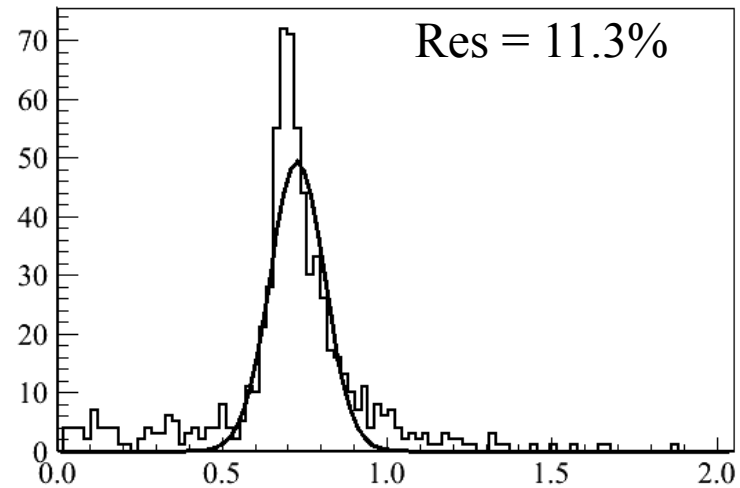
Truth EM energy/True electron E



Res = 6.4%

1 Constant	9.53058e+01	6.38845e+00	2.61186e-02	9.16061e-07
2 Mean	6.59164e-01	2.07151e-03	1.16111e-05	-7.62995e-02
3 Sigma	4.23607e-02	2.14883e-03	3.22590e-05	1.70821e-02

Truth Dep energy/True electron E

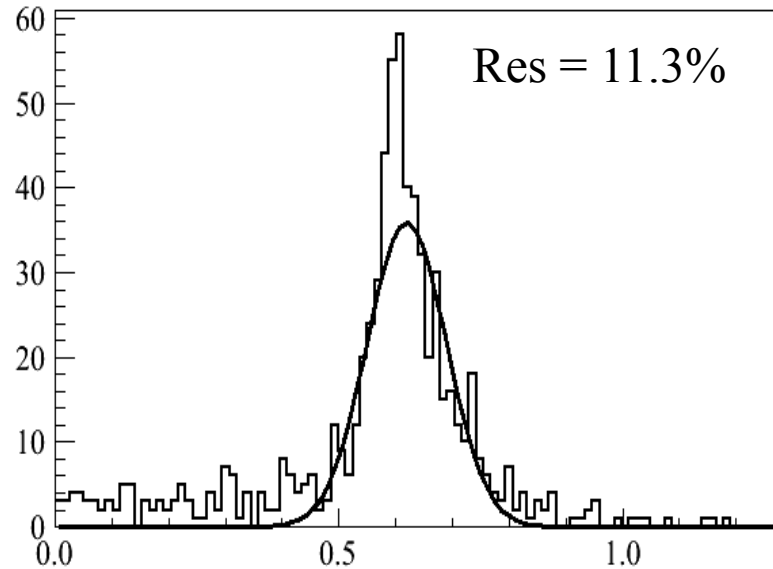


Res = 11.3%

1 Constant	4.93301e+01	3.66123e+00	-4.84385e-04	1.08913e-05
2 Mean	7.27059e-01	4.55081e-03	7.80301e-06	2.31758e-02
3 Sigma	8.24310e-02	4.89477e-03	1.03069e-05	-2.93955e-03

Reconstructed Shower Energy

Reco energy/True electron E



Res = 11.3%

1	Constant	3.58534e+01	2.67248e+00	1.11167e-02	-1.21319e-05
2	Mean	6.19459e-01	3.41547e-03	2.16396e-05	-9.58088e-03
3	Sigma	6.97379e-02	4.13641e-03	4.76122e-05	4.78735e-03

Res = 2.3%

1	Constant	9.87001e+01	6.11548e+00	2.08447e-02	-5.03584e-05
2	Mean	8.69521e-01	8.78088e-04	4.15591e-06	1.13440e+00
3	Sigma	1.96416e-02	8.42890e-04	1.52326e-05	-9.95707e-02

Reco energy/True dep. E

